

DOC M PACK WC TO COMPLY WITH DIAGRAMS 18 + 19 AS SHOWN

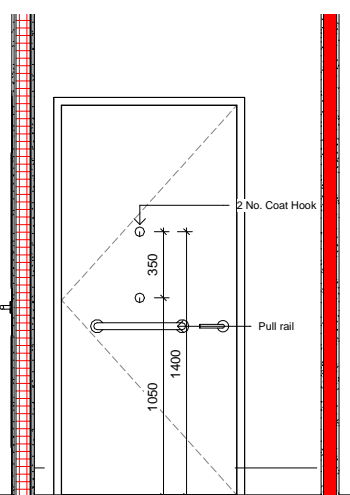
Toilets + AWC  
1 : 20

Elevation B  
1 : 20

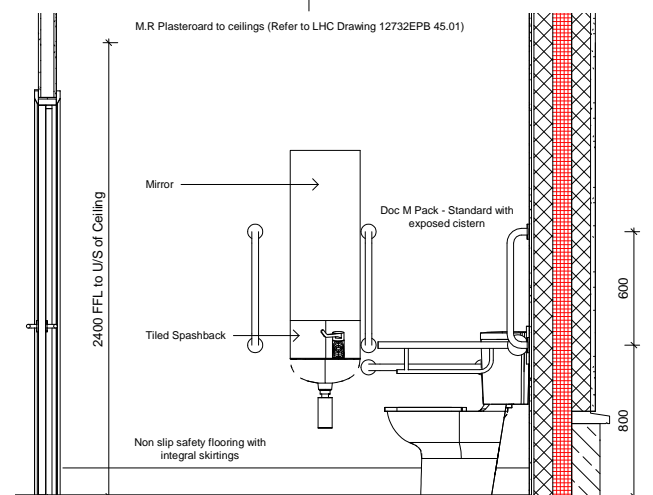
Elevation C  
1 : 20

Elevation D  
1 : 20

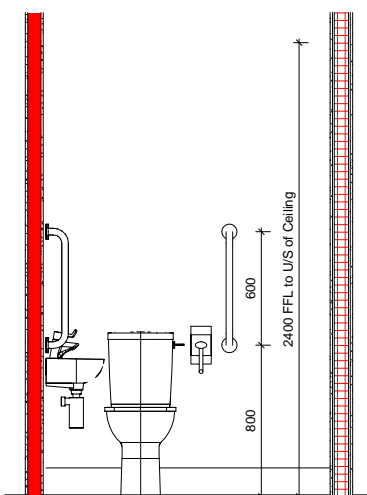
Elevation E  
1 : 20



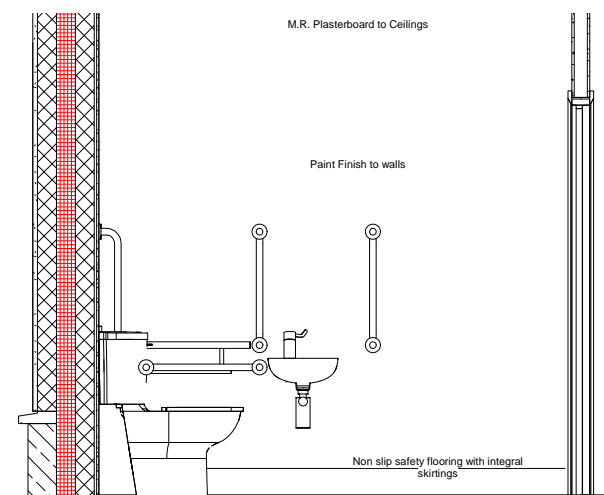
Elevation F  
1 : 20



Elevation G  
1 : 20



Elevation H  
1 : 20



Elevation J  
1 : 20

NOTES

- SANITARYWARE, FIXTURES AND FITTINGS SPECIFICATION AND COLOURS TO CLIENTS APPROVAL.
- DOC M PACK COLOUR TO BE SELECTED TO ENSURE LIGHT REFLECTANCE VALUE (LRV) ACHIEVES REQUIRED COLOUR CONTRAST WITH WALL AND FLOOR FINISHES.
- ALL SPECIFIED PRODUCTS ARE 'OR EQUAL APPROVED', UNLESS FORMING PART OF EMPLOYERS REQUIREMENTS.
- ALL PRODUCTS TO BE INSTALLED IN ACCORDANCE WITH MANUFACTURERS REQUIREMENTS.
- FOR ELECTRICAL FITTINGS E.G ALARM PULL CORDS, SWITCHES - REFER TO M & E ENGINEERS INFORMATION
- FOR HEATER POSITION / SIZE REFER TO M & E ENGINEERS INFORMATION
- REFER TO 43 AND 45 SERIES DRAWINGS FOR CEILING AND FLOOR FINISHES.

A 24.03.17 Update to Client, specialist designer and Engineer's comments SAT / GLP

Project Title		Kings Orchard, Stoke Gabriel			
Detail		Employment Building - Toilet Elevations			
Project No.	Originator	Volume	Level	Type	Role Number
12732EPB		00	GF	DR	A 74.01
Status	Status Description				
C1	Construction Issue				
Revision	Date	Scale			
A	October 2016	1 : 20@A1			



CONTRACTORS MUST CHECK ALL DIMENSIONS ON SITE - ONLY FIGURED DIMENSIONS ARE TO BE WORKED FROM - DISCREPANCIES MUST BE REPORTED TO THE ARCHITECT BEFORE PROCEEDING © THIS DRAWING IS COPYRIGHT